



ಬೃಹತ್ ಬೆಂಗಳೂರು ಮಹಾನಗರ ಪಾಲಿಕೆ
Bruhat Bengaluru Mahanagara Palike



BBMP COVID-19 WAR ROOM 14.01.2023

BBMP / COVID-19 WAR ROOM / BULLETIN – 1027/ 14.01.2023 / #BBMPfightsCOVID19



OVERVIEW OF COVID-19 IN BENGALURU

CASE TRENDS ACTIVE CASES **103**

| <u>Confirmed Cases</u> | <u>Recovered Cases</u> | <u>Death Cases</u> |
|------------------------------------|-------------------------------------|---------------------------------|
| 9 18,77,144 [#] | 35 18,60,050 [#] | 0 16,991 [#] |

HOSPITALIZATION **6**

| <u>ICU – V</u> | <u>ICU</u> | <u>HDU</u> | <u>General</u> |
|----------------|------------|------------|----------------|
| - | 2 | - | 4 |

INCLUDES GOVT. QUOTA AND PRIVATE WALK-IN HOSPITALIZATION

VACCINATION **4,218** 2,05,59,768[#]

| <u>First Dose</u> | <u>Second Dose</u> | <u>Precaution Dose</u> |
|--------------------------------------|--------------------------------------|--|
| 189 96,84,181 [#] | 925 94,93,996 [#] | 3,104 13,81,591 [#] |

TRIAGING

| <u>MTU</u> |
|--------------------|
| 2 |
| <u>Tele Triage</u> |
| 5 |

ACTIVE CZs

| 0 |
|--------------------------------|
| <u>MCZs (< 5 cases)</u> |
| 0 |
| <u>Clusters (> 5 cases)</u> |
| 0 |

TESTING **4,745** 3,21,02,753[#]

| <u>Positivity :0.60%</u> | <u>RAT</u> | <u>RTPCR</u> |
|---------------------------------|--------------|--------------|
| <small>*FOR LAST 7 DAYS</small> | 1,102 | 3,643 |

: indicates cumulative numbers till date



ABSTRACT OF COVID-19 SCENARIO IN BENGALURU

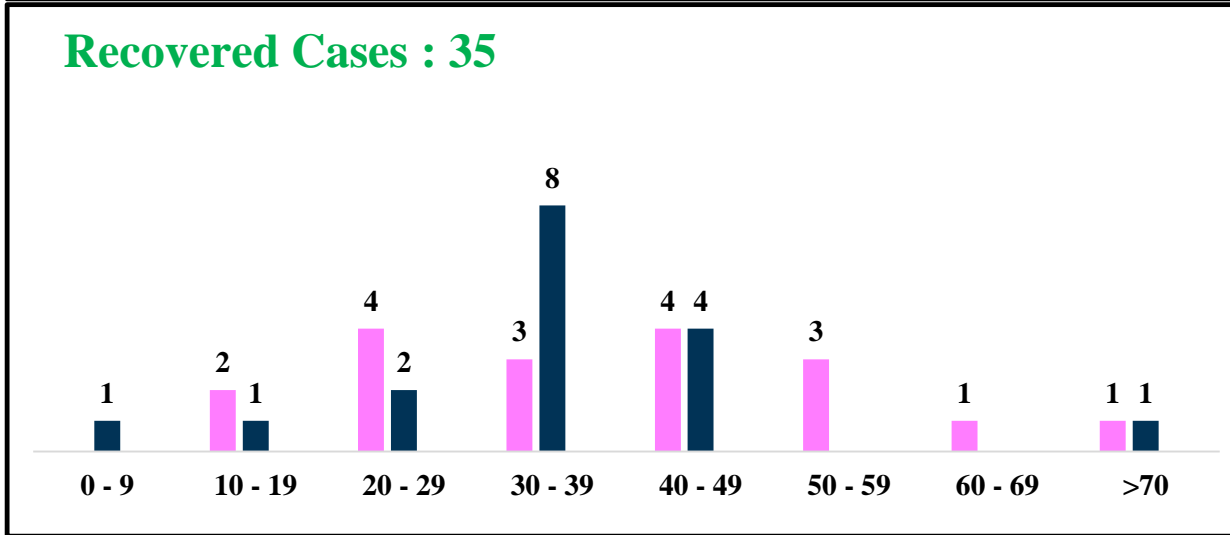
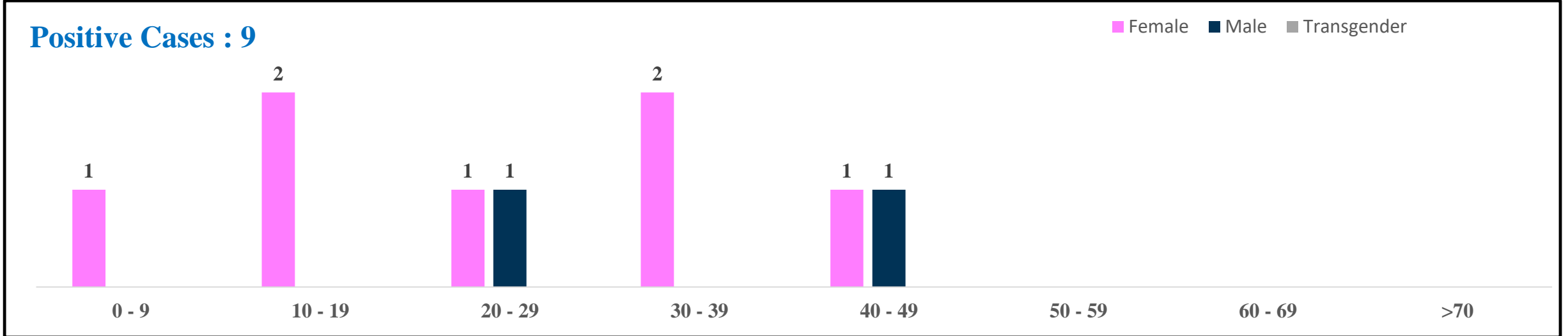


| | MALE | | | FEMALE | | | TRANSGENDER | | | TOTAL | | |
|-----------------------------------|--------------------------------|-------------|------------|--------------------------------|-------------|------------|---------------------------------|-------------|------------|---------------|-------------|------------|
| | Last 24 Hours | Last 7 Days | Cumulative | Last 24 Hours | Last 7 Days | Cumulative | Last 24 Hours | Last 7 Days | Cumulative | Last 24 Hours | Last 7 Days | Cumulative |
| Positive Cases | 2 | 98 | 11,06,849 | 7 | 92 | 7,70,099 | 0 | 0 | 196 | 9 | 190 | 18,77,144 |
| Recovered Cases | 17 | 155 | 10,94,468 | 18 | 124 | 7,64,452 | 0 | 0 | 187 | 35 | 279 | 18,60,050 |
| Death Cases | 0 | 0 | 10,761 | 0 | 0 | 6,226 | 0 | 0 | 4 | 0 | 0 | 16,991 |
| Total Tests Done | In Last 24 hrs. : 4,745 | | | In last 7 days : 31,460 | | | Cumulative : 3,21,02,753 | | | | | |
| Vaccine Doses Administered | In Last 24 hrs. : 4,218 | | | In last 7 days : 19,371 | | | Cumulative : 2,05,59,768 | | | | | |
| ACTIVE CASES | | | | | | | | | 103 | | | |

*Covid deaths occurred today : 00 | Covid deaths occurred beyond last 24hrs., reported today : 00



LAST 24 HOURS AGE GROUP AND GENDER WISE DISTRIBUTION

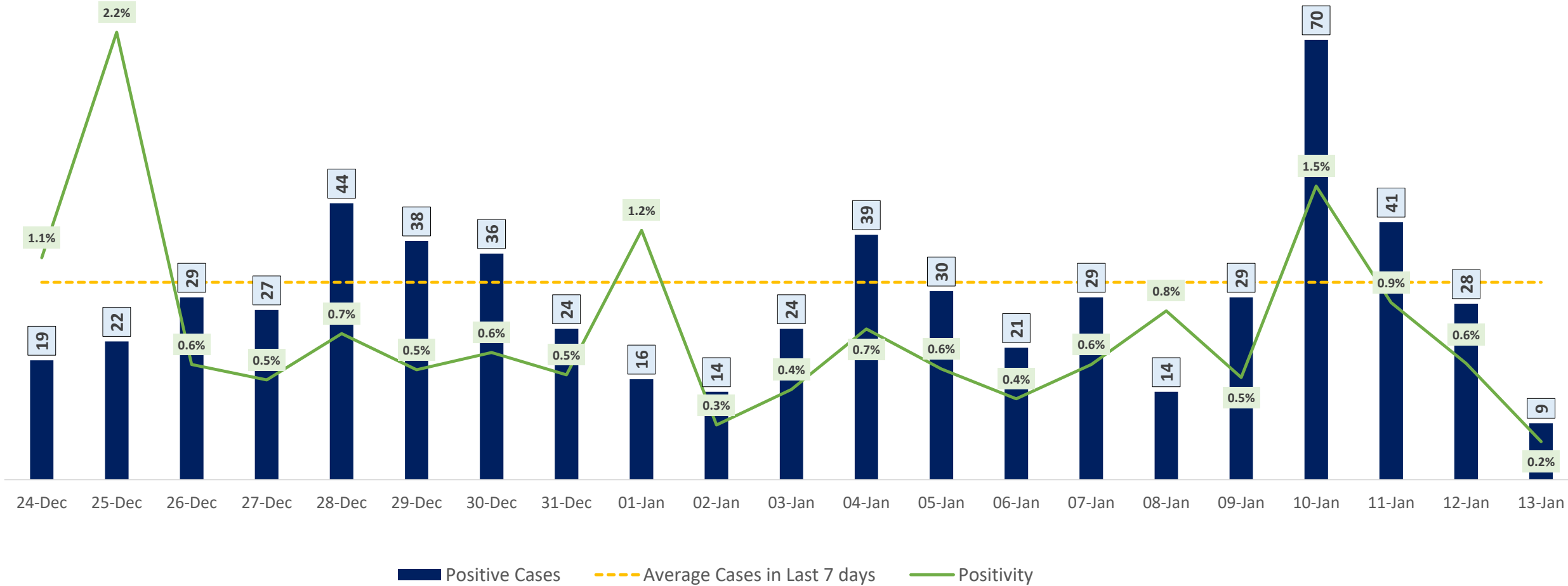




POSITIVITY RATE OF BENGALURU – LAST 21 DAYS



Average Cases in Last 7 days : 31

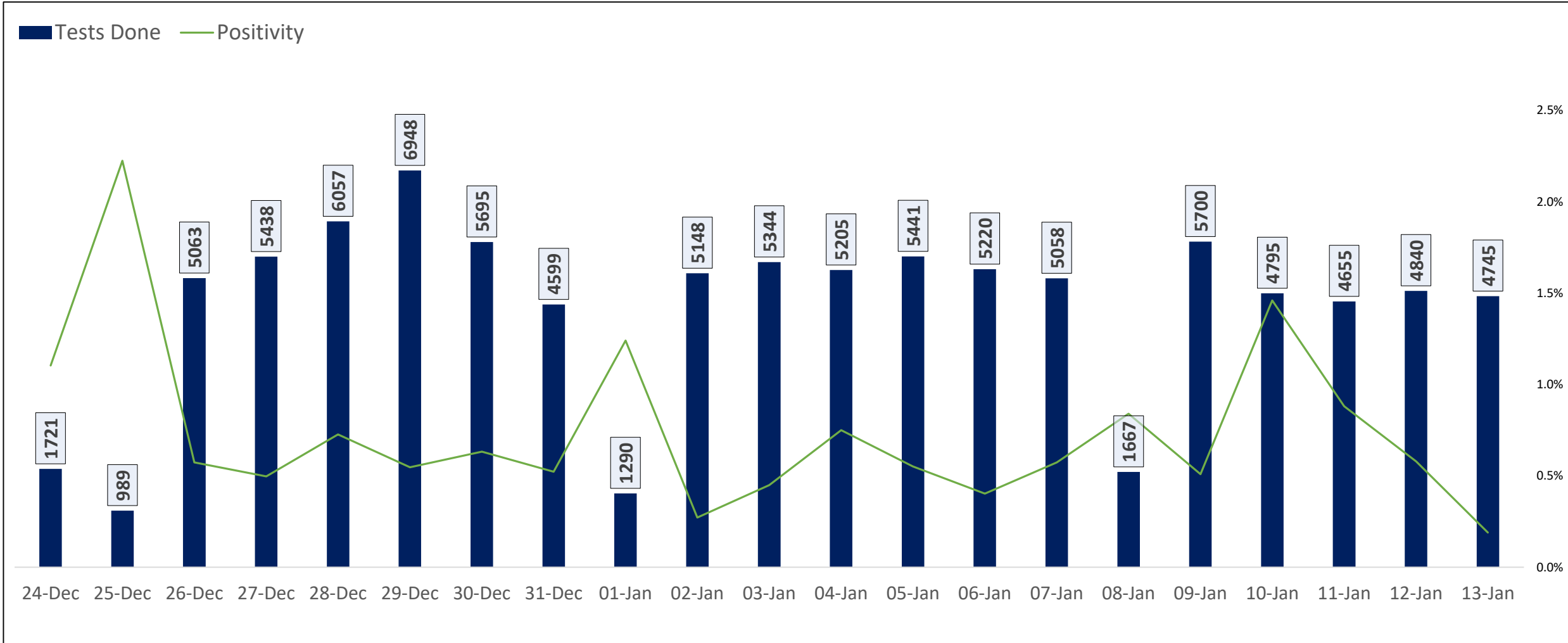




TESTING TRENDS IN BENGALURU

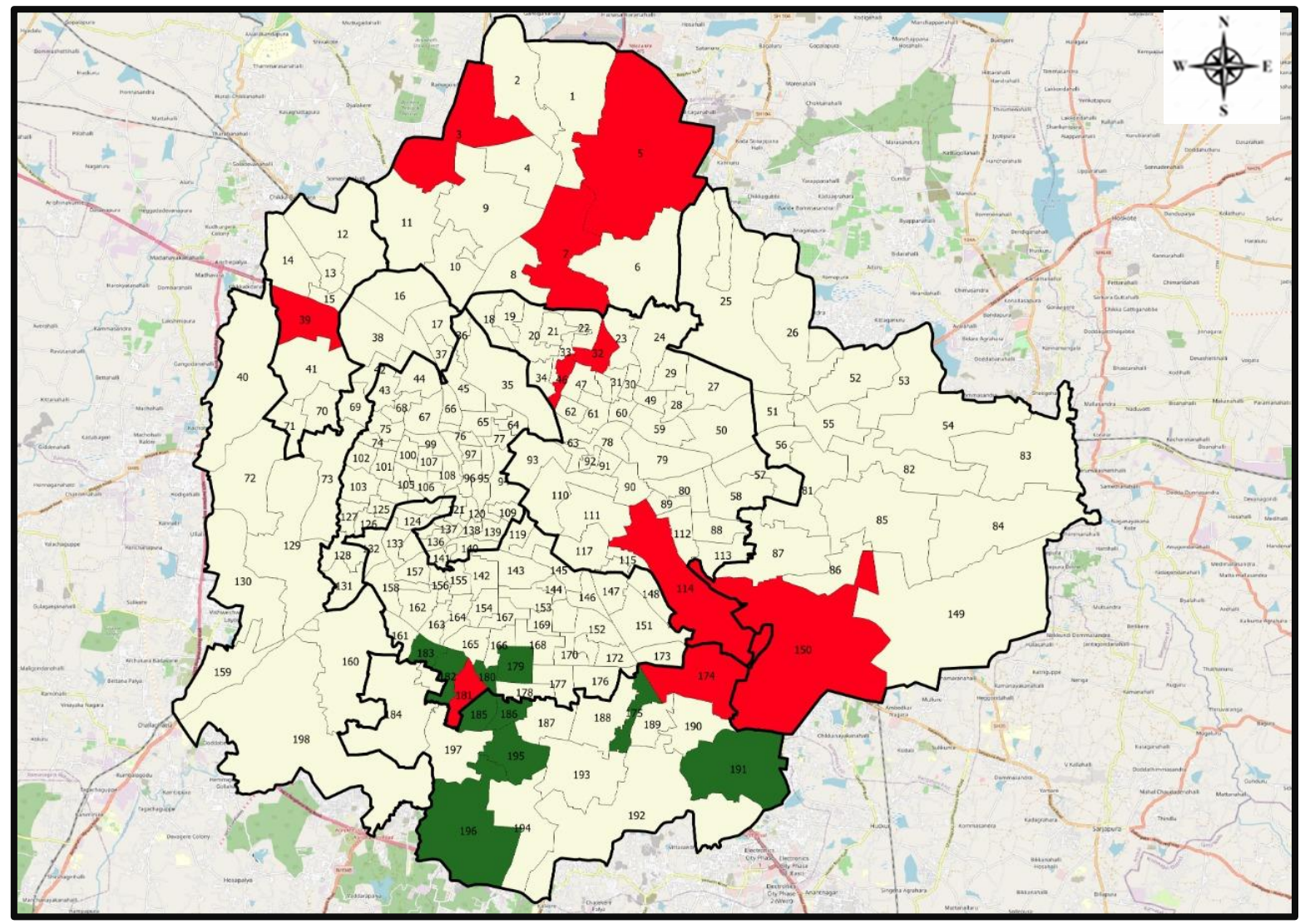


| Total Test Conducted Till Date | Test Conducted Last 24 hours | Last 7 Days Average |
|--------------------------------|------------------------------|---------------------|
| 3,21,02,753 | 4,745 | 4,494 |





BENGALURU URBAN MAP SHOWING TREND OF POSITIVE CASES IN LAST 7 DAYS



Top 10 wards reporting highest number of positive cases in last 10 days

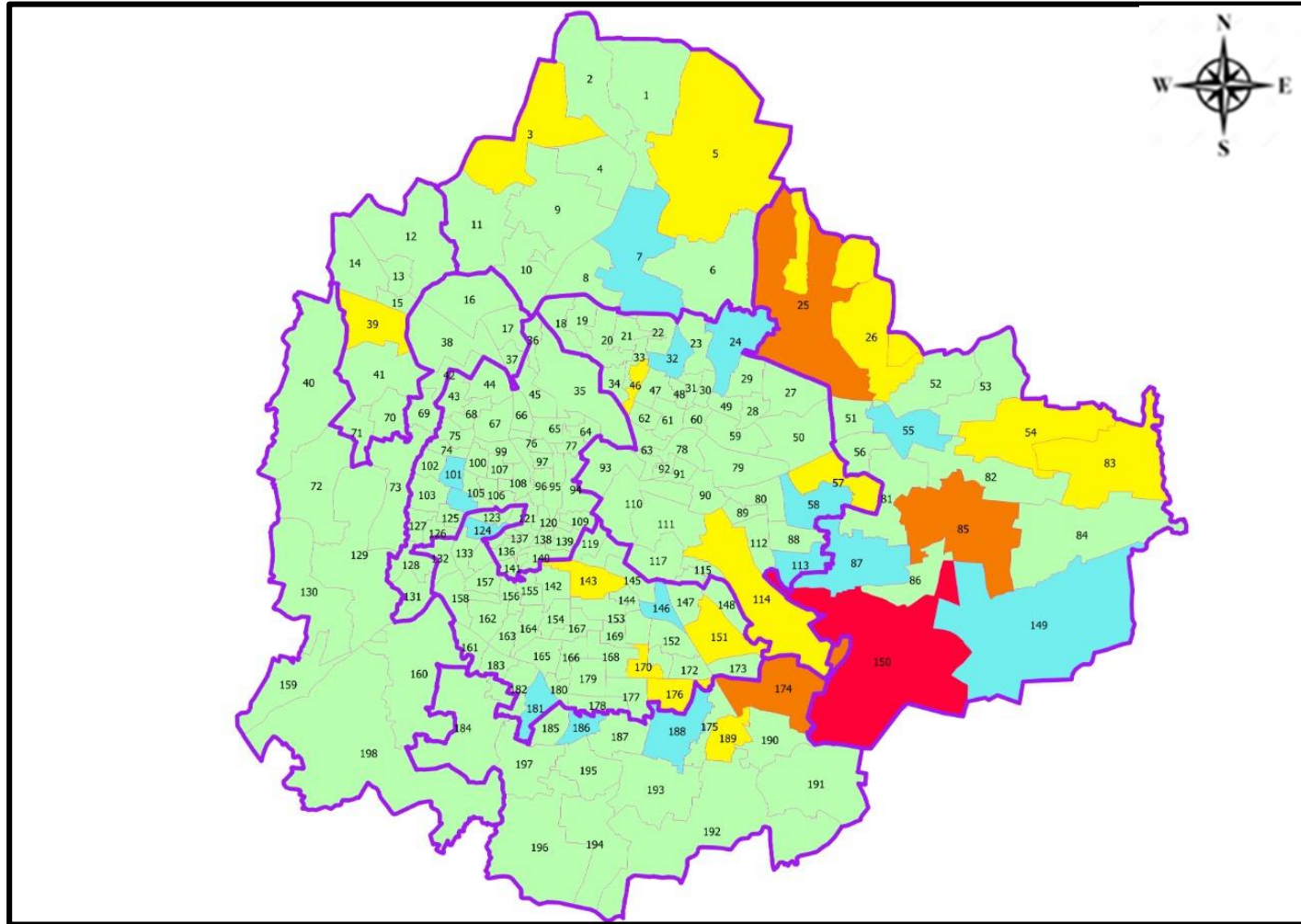
| Ward No. | Ward Name | Daily Cases Average |
|----------|------------------------|---------------------|
| 150 | Bellanduru | 2 |
| 174 | HSR Layout | 1 |
| 5 | Jakkuru | 1 |
| 39 | Chokkasandra | 1 |
| 46 | Jayachamrajendra Nagar | 1 |
| 114 | Agara | 1 |
| 181 | Kumaraswamy Layout | 1 |
| 3 | Atturu | 1 |
| 7 | Byatarayanapura | 1 |
| 32 | Kaval Bairasandra | 1 |







Top 10 wards reporting least number of positive cases in last 7 days

| Ward No. | Ward Name | Daily Cases Average |
|----------|--------------------------|---------------------|
| 196 | Anjanapura | 0 |
| 195 | Konanakunte | 0 |
| 191 | Singasandra | 0 |
| 186 | Jaraganahalli | 0 |
| 185 | Yelchenahalli | 0 |
| 183 | Chikkalsandra | 0 |
| 182 | Padmanabha Nagar | 0 |
| 180 | Banashankari Temple Ward | 0 |
| 179 | Shakambari Nagar | 0 |
| 175 | Bommanahalli | 0 |



BENGALURU MAP SHOWING INTENSITY OF POSITIVE CASES IN LAST 7 DAYS



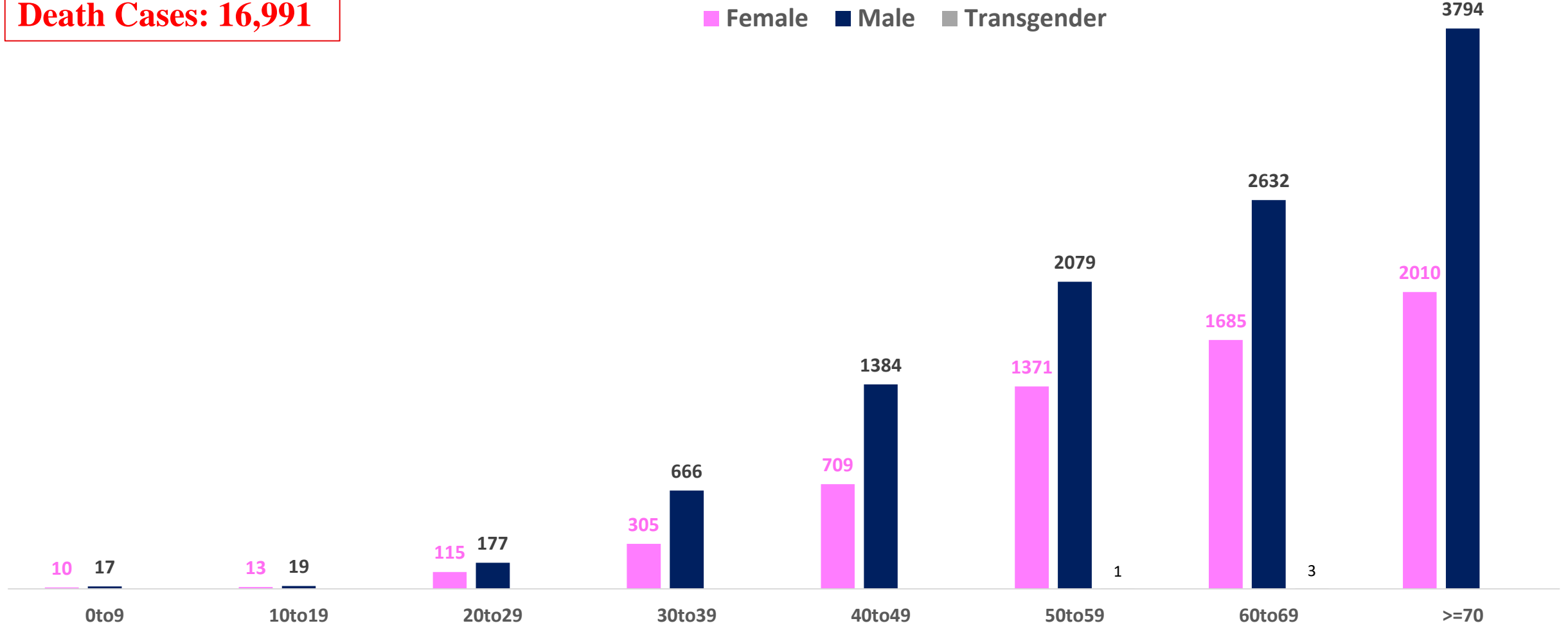
-  **Level 1 : 0 to 1 Cases**
-  **Level 2 : 1 to 3 Cases**
-  **Level 3 : 3 to 5 Cases**
-  **Level 4 : 5 to 10 Cases**
-  **Level 5 : More than 10 Cases**
-  **Zone Boundaries**



AGE AND GENDER WISE DISTRIBUTION OF DEATH CASES



Death Cases: 16,991





COVID-19 SCENARIO IN BENGALURU AND OTHER METROPOLITAN CITIES



| CITY NAME | Positive Cases | Active Cases | Recovered | Deceased | Vaccine Doses Administered |
|------------|----------------|--------------|-----------|----------|----------------------------|
| New Delhi | 20,07,298 | 19 | 19,80,757 | 26,522 | 3,73,17,328 |
| Bengaluru* | 18,77,144 | 103 | 18,60,050 | 16,991 | 2,37,78,980 |
| Mumbai | 11,54,255 | 43 | 11,34,466 | 19,746 | 2,21,34,555 |
| Chennai | 7,93,222 | 13 | 7,84,138 | 9,071 | 1,13,96,462 |

Source : <https://dashboard.cowin.gov.in/> at 5:00pm (14.01.2023)
Source : <https://www.covid19bharat.org/> at 5:00pm (14.01.2023)

*includes BBMP & Bengaluru Urban



SNAPSHOT OF COVID-19 CASES IN BENGALURU URBAN



**Total Wards With
0 Cases* :
127**

**Tests Conducted
on 13.01.2023:
4,745**

**Recovery
Rate*:
99.09%**

**Total
Active Cases :
103**

**Total Vaccinated
on 13.01.2023:
4,218**

**Positivity
Rate* :
0.60%**

**Active
Rate*:
0.01%**

**Case
Fatality Rate* :
0.00%**





*Total positive cases In the past 7 days

*CFR and positivity is for Past 7 days



ಬೃಹತ್ ಬೆಂಗಳೂರು ಮಹಾನಗರ ಪಾಲಿಕೆ
Bruhat Bengaluru Mahanagara Palike



| | |
|--------------------------------------|---|
| Download BBMP Bulletin | https://apps.bbmpgov.in/covid19/mediabulletin.php |
| To register for vaccination : | https://selfregistration.cowin.gov.in/ |
| BBMP COVID19 Dashboard: | https://apps.bbmpgov.in/covid19/ |
| Follow us on: |  www.facebook.com/bbmp.comm1/ |
| |  twitter.com/BBMPCOMM |
| |   BBMPSplHealth |

Issued by:

Honorable Chief Commissioner, BBMP
Special Commissioner Health & IT, BBMP
MD, Bengaluru Smart City Limited

THANK YOU !


ಬೃಹತ್ ಬೆಂಗಳೂರು ಮಹಾನಗರ ಪಾಲಿಕೆ
Bruhat Bengaluru Mahanagara Palike

Stay Safe from COVID-19 Virus

 **Wear Mask**

Wash Hands Regularly 

 **Maintain Social Distance**

Get Vaccinated 

For more information around COVID-19 call the BBMP helpline number 1533

